

https://www.gavilan.edu/staff/equity/docs/2015-16_StudentEquityPlan.pdf

Available: <https://www.gavilan.edu/staff/equity/index.php>

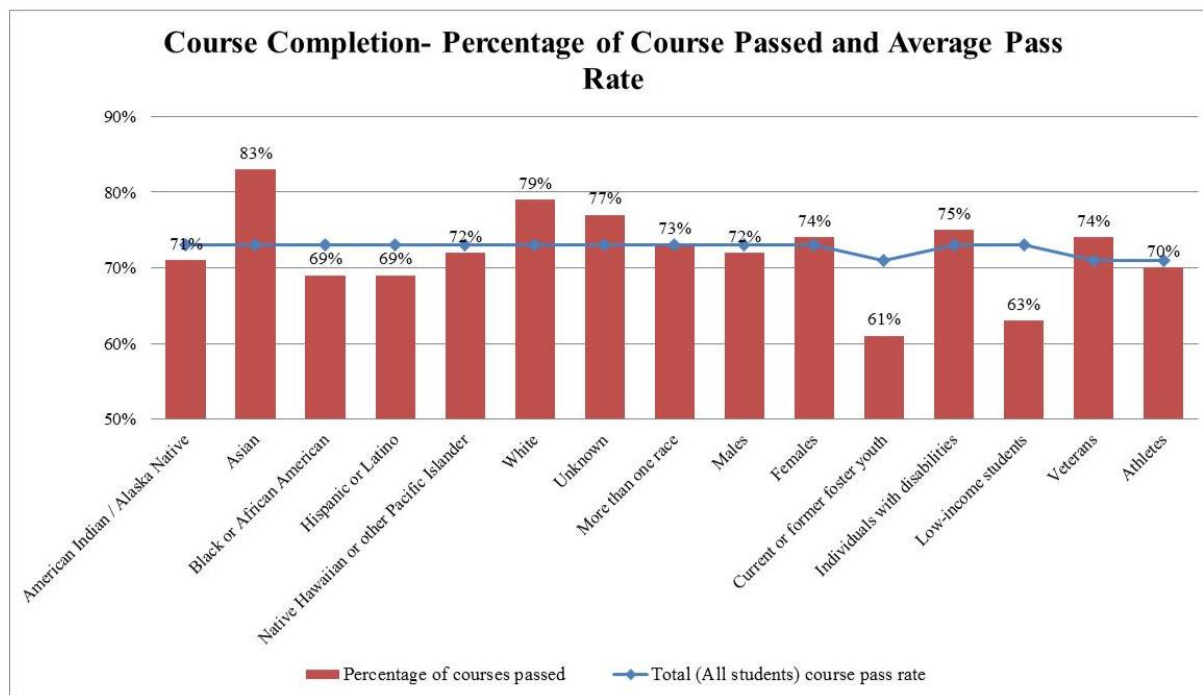
Target Groups

The Committee reviewed the research and then identified the four groups that are disproportionately impacted at Gavilan:


1. Foster youth
2. Latino
3. Low income, and
4. Male students

Once the concept of Equity had been discussed from both philosophical and campus-specific perspectives, the Committee considered the way in which the disproportionate impact has occurred and the methods that might reduce or eliminate these imbalances. Identified inequities were: Access for Asian students; Course Completion for low income and foster youth; ESL and Basic Skills Completion for low income, Latino, and students with disabilities; Degree and Certificate Completion for Latino and male students; and in Transfer for low income, Latino, Veterans, and students with disabilities.

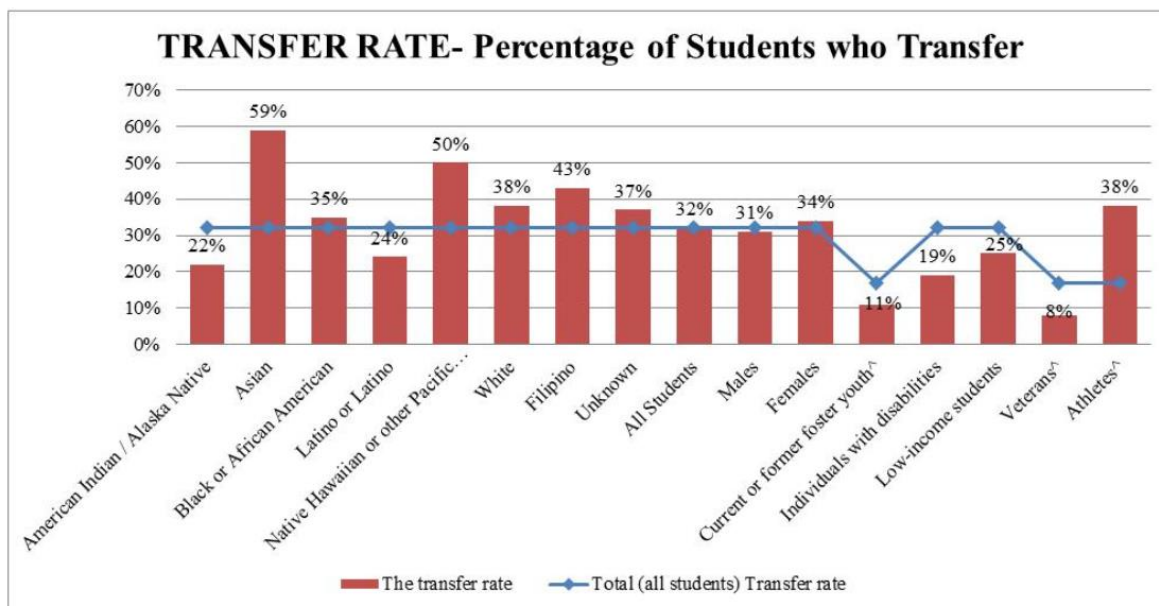
Graph 3



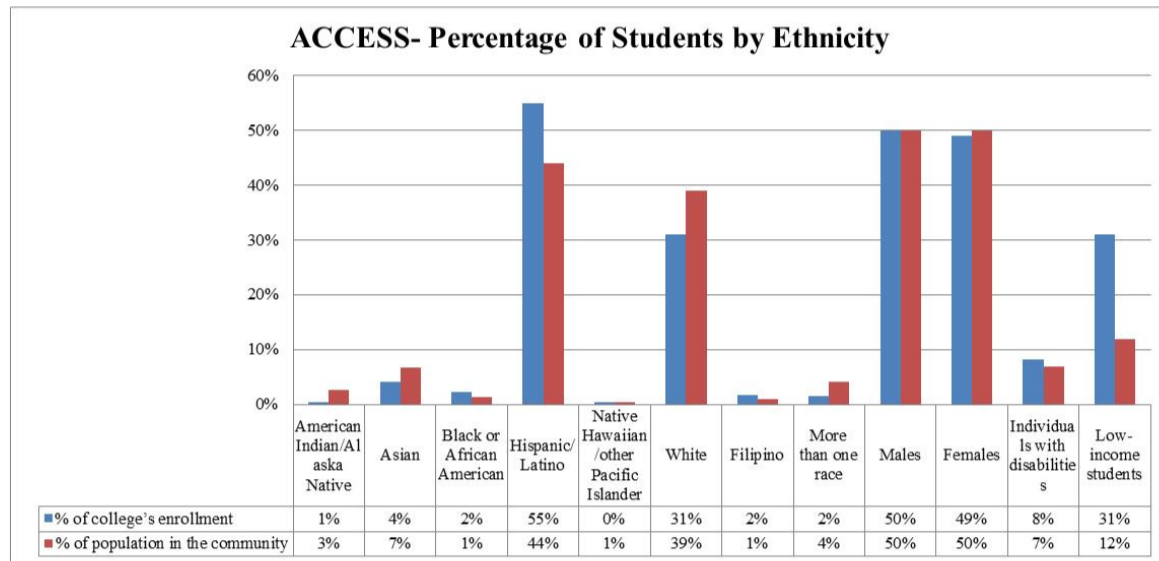
Graph 7 below depicts the percentage of students that complete degree and certificates (red bars) vs. the total certificates completion rate (blue line) .



Graph 9 below depicts the percentage of students that transfer (red bars) vs. the total transfer rate (blue line) .



Graph 1



Graph 5 below depicts the percentage of rate to progress from ESL to Basic Skills rate (red bars) vs. the total completion rate (blue line).

Graph 5

